Signal Lamp

FBHN - Bi-phase - Ø 30mm

Faz/engineering
innovative and industrial signage and applications
by Fazim/Group

Reference :

BHN + VOLTAGE + CA + *COLORS* + 30
(between phases)

Example : BHN230CARV30

Generalities

FBHN device, is a signal lamp intended for the « bi-phase voltage presence ». It allows 2 LEDs, you can cable this one between 2 phases and neutral, on your three-phase network ! The proven robustness of these lights, you can install them in humid and disturbed environments.

Description

• Body : Co-polyamide , fixing plastic nut, diameter 30 mm (1.18"), IK10, IP67 in front face, through the flat gasket provided, RoHS compliant, CE, UL 94 V-0.

• Front face : 2 color LED : red (R), green (V), yellow (J), amber (I), white (Bc), orange (O) or blue (Be) high brightness + 1 transparent cap.

Technical specifications

• Supply voltages between 2 Phases and consumptions for 1 (+/-20%), 50/60 Hz :

Colors \ Voltages	48Vca	127Vca	230Vca	400Vca	440Vca	500Vca	690Vca
R, J, I, O	425 mVA Cos φ : 0.1 Capacitive	1.1 VA Cos φ : 0.1 Capacitive	2.25 VA Cos φ : 0.1 Capacitive	4.8 VA Cos φ : 0.1 Capacitive	- Cos φ : 0.1 Capacitive	- Cos φ : 0.1 Capacitive	- Cos φ : 0.1 Capacitive
V, B, Bc	- Cos φ : 0.1 Capacitive	- Cos φ : 0.1 Capacitive	2.3 VA Cos φ : 0.1 Capacitive	4.8 VA Cos φ : 0.1 Capacitive	- Cos φ : 0.1 Capacitive	- Cos φ : 0.1 Capacitive	- Cos φ : 0.1 Capacitive

(Other voltages and frequencies consulting us, see also the short version in body lenght 40mm)

• Conformities : Norms EN55015, EN61547, EN61000-6-2, EN61000-6-4, RoHS, Reach, CE.

• Lifetime (MTBF*) : 100 000 hours.

• Operating temperature : -30°C à +70°C (22°F to 158°F).

• IP protection standard : IP67 (in front face).

• IK protection standard : IK10.

(* : mean time between failure)

Advantages

- Insensitivity to vibrations, mechanical shocks.
- Resistance to moisture and water splashes.
- Electrical shocks resist : 5KV during 50µs.
- Immunity against magnetic fields.
- Assembly and disassembly easy, fast and secure .
- Exceptionally long life and unparalleled.
- Low power consumption and heat dissipation.
- Custom writing, custom silk-screen printing ability.

Connections

• 3 Quick-Fit male terminals 6.3mm (0.248'')

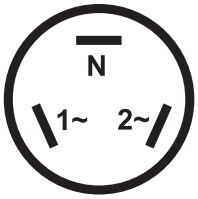

Electrical symbol

• Internal electrical wiring wye

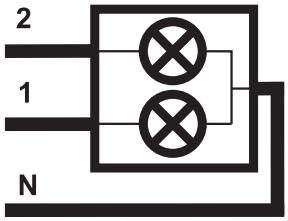

Mechanical specifications

• Fixing : standard drilling Ø 30mm +/-0.5mm ; (Ø 1.18'').

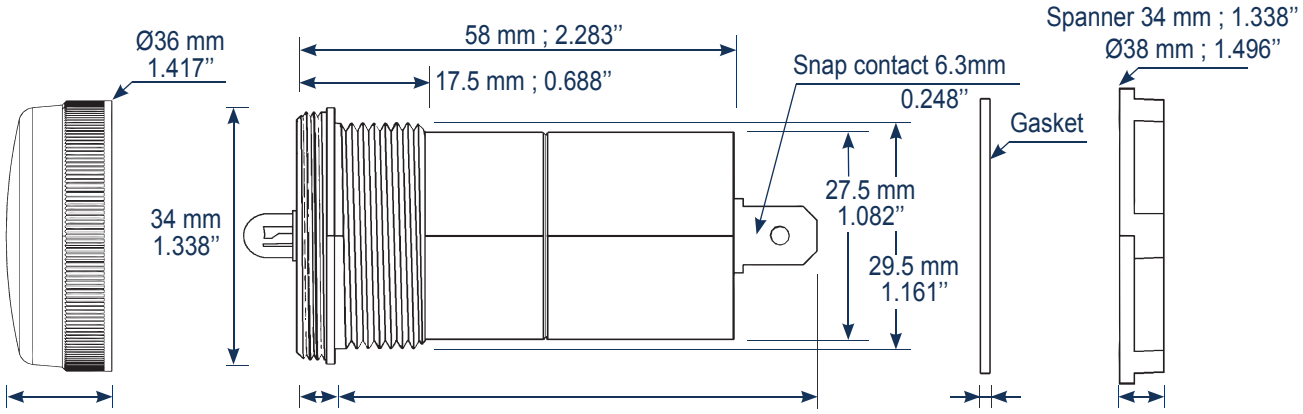



Working

• On :

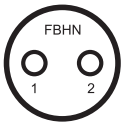

• Off :

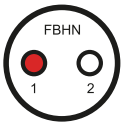

Ph1 + N

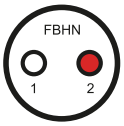

Ph2 + N

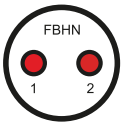

Ph1 + Ph2 ou
PH1 + Ph2 + N

Options & warranty

• Options : Other voltage and frequencies on request, body lenght 40mm, color LED, color cap, output wiring terminals or snap contact with screw…

• Warranty : 24 months manufacturer. No Quick-Fit Terminal Male must be welded or lose the guarantee.

• Recommendation : The Quick-Fit Terminal Male must be completely covered with isolation that can be removed only by destruction.